

Course Syllabus

[Jump to Today](#) [Edit](#)

CS 467 Online Capstone Project

[Click here to download a pdf version of the syllabus](#) [Click here to download a pdf version of the weekly schedule](#) 

Please note that some content linked on this page may only be available to registered students.

[Course Introduction](#)[Syllabus](#)[Schedule](#)[Where to go for help](#)[Available Projects](#)[Read Me First](#)

Course Name: Online Capstone Project

Course Number: CS 467

Credits: 4

Instructor Name: Bill Pfeil

Instructor Email: pfeilw@oregonstate.edu (<mailto:pfeilw@oregonstate.edu>)

Teaching Assistant name and contact info:

- Iman Aminzahed - aminzahi@oregonstate.edu (<mailto:aminzahi@oregonstate.edu>)
(<mailto:rahurkap@oregonstate.edu>)

This syllabus describes the administrative parts of the course and serves as a contract between student and instructor. Remaining in this course indicates acceptance of these rules.

Remember that in this Capstone course, you are expected to behave professionally. Please use this document throughout the course.

Table of Contents

- [Course Description](#)
- [Communication](#)
- [Course Credits](#)
- [Technical Assistance](#)
- [Learning Resources](#)
- [Measurable Student Learning Outcomes](#)
- [Evaluation of Student Performance](#)
- [Letter grade](#)

- [Course Policies](#)
 - [Discussion Participation](#)
 - [Late Work Policy](#)
 - [Makeup Exams](#)
 - [Incompletes](#)
 - [Statement Regarding Religious Accommodation](#)
 - [Guidelines for a Productive and Effective Online Classroom](#)
 - [Expectations for Student Conduct](#)
 - [Academic Integrity](#)
 - [TurnItIn](#)
 - [Statement Regarding Students with Disabilities](#)
 - [Accessibility of Course Materials](#)
 - [Tutoring and Writing Assistance](#)
 - [Ecampus Reach Out for Success](#)
 - [Student Evaluation of Courses](#)
-

Course Description

Real-world team-based experience with the software engineering design and delivery cycle, including requirements analysis and specification, design techniques, and requirements and final project written documentation. For students in the online CS double-degree program only.

Prerequisites: [CS 344](#) [.\(https://catalog.oregonstate.edu/search/?P=CS%20344\)](https://catalog.oregonstate.edu/search/?P=CS%20344) with C or better and [CS 361](#) [.\(https://catalog.oregonstate.edu/search/?P=CS%20361\)](https://catalog.oregonstate.edu/search/?P=CS%20361) [C] and [CS 362](#) [.\(https://catalog.oregonstate.edu/search/?P=CS%20362\)](https://catalog.oregonstate.edu/search/?P=CS%20362) [C]

Communication

If I need to contact you, I will email you directly (or via the class mailing list).

Announcements will be sent out via Canvas. Be sure to enable email and Canvas app notifications for Announcements or you may miss something important!

The preferred way to contact me:

Email me directly at pfeilw@oregonstate.edu (<mailto:pfeilw@oregonstate.edu>) (If I don't respond in 24 hours please email me again)

Note: Messaging me on Canvas is an unreliable and indirect way to send me an email that I am less likely to notice in the sea of Canvas notification and daily digest spam from several courses I am subscribed to. I do monitor Slack, but email is still best.

We are not Debuggers, Programmers, or Architects — that's *your* job! Do not send the instructor or TAs any code except what is required for your assignment submissions.

Don't expect the instructor or the TAs to see comments left with assignment submissions. Canvas allows us to download the entire class's submissions as one .zip file, which does not include these comments. If you need to make a meta-comment about your submission, add it to the submission or email the person grading that submission directly.

Course Credits

This course is online only, and requires approximately 100 hours of student work on their capstone projects for a total of 4 credits. Time spent interacting with course content outside of the project, itself, is minimal.

Technical Assistance

If you experience any errors or problems while in your online course, contact 24-7 Canvas Support through the Help link within Canvas. If you experience computer difficulties, need help downloading a browser or plug-in, or need assistance logging into a course, contact the IS Service Desk for assistance. You can call (541) 737-8787 or visit the [IS Service Desk](https://oregonstate.teamdynamix.com/TDClient/Requests/TicketRequests/NewForm?ID=Dr9c0T7BaSI_) [_](https://oregonstate.teamdynamix.com/TDClient/Requests/TicketRequests/NewForm?ID=Dr9c0T7BaSI_) [_](https://oregonstate.teamdynamix.com/TDClient/Requests/TicketRequests/NewForm?ID=Dr9c0T7BaSI_) online.

Learning Resources

All class materials can be found on the course web-page. There is no textbook; students are expected to source their own learning resources to accomplish the goals of their projects. A microphone and screen-recording device is required, for submitting weekly project update videos.

Note to prospective students: Please check with the OSU Beaver Store for up-to-date information for the term you enroll ([OSU Beaver Store Website](http://osubeaverstore.com/Academics) [_](http://osubeaverstore.com/Academics) [_](http://osubeaverstore.com/Academics) [_](http://osubeaverstore.com/Academics) or 800-595-0357). If you purchase course materials from other sources, be very careful to obtain the correct ISBN.

Measurable Student Learning Outcomes

After completion of this course, students will have demonstrated an ability to:

- **Outline** project requirements.
 - **Design** a project plan.
 - **Summarize** and **explain** their progress.
 - **Appraise** a project, by authoring a final report.
 - **Demonstrate** their final product.
-

Evaluation of Student Performance

- Syllabus Quiz and Project Choice - 20 points
 - Project Planning Stage - 50 points
 - Weekly Progress Reports - 80 points
 - Midpoint Progress check - 40 points
 - Final Report Documents - 80 points
 - Final Demonstration - 200 points
 - Total - 470 points
-

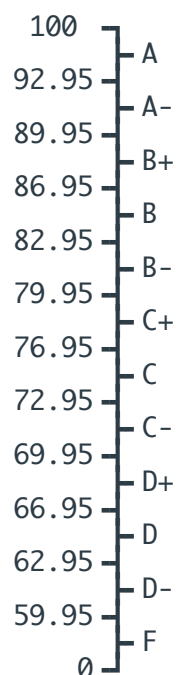
Letter Grade

Grading responsibilities are shared between the instructors and the TAs. The Course Introduction tab details who grades which assignment, and which groups each person will grade.

You are expected to spend at least 100 hours on the course. Projects that do not reflect this investment will be graded accordingly

Your group will not create your grade for you. You need to accomplish the goals you sign off on by submitting your **Project Plan**. In this course, failure to communicate with your team, or to provide reasonably working code compatible with the project per the specification may result in you receiving a non-passing grade while the rest of your group passes. You may be removed from your team if you are found to not be putting in the required amount of work.

Total Percentage vs. Letter Grade



Course Policies

Discussion Participation

Students are expected to participate in all graded discussions. While there is great flexibility in online courses, this is not a self-paced course.

Late Work Policy

Most assignments allow submissions up to two days after the due date for a reduced maximum score. Each assignment has a **due** date listed on Canvas. Assignments that may be submitted late also have an **available until** date, which is 48 hours after the initial due date. For these assignments, the following policy applies:

- Assignments submitted on the day after the due date will be graded normally and then any points past a 90% point total will be lost.
- Assignments submitted on the second day after the due date will be graded normally and then any points past a 75% point total will be lost.

Note that, unlike in other courses, late assignment grades will not be scaled by some factor; any points above a threshold (90% or 75%) will simply be discarded.

Makeup Exams

This course has no tests or exams.

Incompletes

Incomplete (I) grades will be granted only in emergency cases (usually only for a death in the family, major illness or injury, or birth of your child), and if the student has turned in 80% of the points possible (in other words, usually everything but the final paper). If you are having any difficulty that might prevent you completing the coursework, please don't wait until the end of the term; let me know right away.

Statement Regarding Religious Accommodation

Oregon State University is required to provide reasonable accommodations for employee and student sincerely held religious beliefs. It is incumbent on the student making the request to make the faculty member aware of the request as soon as possible prior to the need for the accommodation. See the [Religious Accommodation Process for Students](http://eo.oregonstate.edu/religious-accommodation-policy) (<http://eo.oregonstate.edu/religious-accommodation-policy>).

Guidelines for a Productive and Effective Online Classroom

Students are expected to conduct themselves in the course (e.g., on discussion boards, email) in compliance with the university's regulations regarding civility. Civility is an essential ingredient for academic discourse. All communications for this course should be conducted constructively, civilly, and respectfully. Differences in beliefs, opinions, and approaches are to be expected. In all you say and do for this course, be professional. Please bring any communications you believe to be in violation of this class policy to the attention of your instructor.

Active interaction with peers and your instructor is essential to success in this online course, paying particular attention to the following:

- Unless indicated otherwise, please complete the readings and view other instructional materials for each week before participating in the discussion board.
 - Read your posts carefully before submitting them.
 - Be respectful of others and their opinions, valuing diversity in backgrounds, abilities, and experiences.
 - Challenging the ideas held by others is an integral aspect of critical thinking and the academic process. Please word your responses carefully, and recognize that others are expected to challenge your ideas. A positive atmosphere of healthy debate is encouraged.
-

Expectations for Student Conduct

Student conduct is governed by the university's policies, as explained in the Student Conduct Code (<https://beav.es/codeofconduct>). Students are expected to conduct themselves in the course (e.g., on discussion boards, email postings) in compliance with the university's regulations regarding civility

Academic Integrity

Integrity is a character-driven commitment to honesty, doing what is right, and guiding others to do what is right. Oregon State University Ecampus students and faculty have a responsibility to act with integrity in all of our educational work, and that integrity enables this community of learners to interact in the spirit of trust, honesty, and fairness across the globe.

Academic misconduct, or violations of academic integrity, can fall into seven broad areas, including but not limited to: cheating; plagiarism; falsification; assisting; tampering; multiple submissions of work; and unauthorized recording and use.

It is important that you understand what student actions are defined as academic misconduct at Oregon State University. The OSU Libraries offer a [tutorial on academic misconduct](https://guides.library.oregonstate.edu/c.php?g=286121&p=3896378) (<https://guides.library.oregonstate.edu/c.php?g=286121&p=3896378>), and you can also refer to the [OSU Student Code of Conduct](https://beav.es/codeofconduct) (<https://beav.es/codeofconduct>) and [the Office of Student Conduct and Community Standard's website](https://studentlife.oregonstate.edu/studentconduct/student-info) (<https://studentlife.oregonstate.edu/studentconduct/student-info>) for more information. More importantly, if you are unsure if something will violate our academic integrity policy, ask your professors, GTAs, academic advisors, or academic integrity officers.

TurnItIn

Your instructor may ask you to submit one or more of your writings to Turnitin, a plagiarism prevention service. Your assignment content will be checked for potential plagiarism against Internet sources, academic journal articles, and the papers of other OSU students, for common or borrowed content. Turnitin generates a report that highlights any potentially unoriginal text in your paper. The report may be submitted directly to your instructor or your instructor may elect to have you submit initial drafts through Turnitin, and you will receive the report allowing you the opportunity to make adjustments and ensure that all source material has been properly cited. Papers you submit through Turnitin for this or any class will be added to the OSU Turnitin database and may be checked against other OSU paper submissions. You will retain all rights to your written work. For further information, visit [Academic Integrity for Students: Turnitin – What is it?](http://guides.library.oregonstate.edu/c.php?g=286121&p=1906660) (<http://guides.library.oregonstate.edu/c.php?g=286121&p=1906660>)

Statement Regarding Students with Disabilities

Accommodations for students with disabilities are determined and approved by Disability Access Services (DAS). If you, as a student, believe you are eligible for accommodations but have not obtained approval, please contact DAS immediately at 541-737-4098 or at <http://ds.oregonstate.edu> (<http://ds.oregonstate.edu>). DAS notifies students and faculty members of approved academic accommodations and coordinates implementation of those accommodations. While not required, students and faculty members are encouraged to discuss details of the implementation of individual accommodations.

Accessibility of Course Materials

All materials used in this course are accessible with the exception of (list items that are not accessible). If you require accommodations please contact [Disability Access Services \(DAS\)](http://ds.oregonstate.edu/home/) [\(http://ds.oregonstate.edu/home/\)](http://ds.oregonstate.edu/home/).

Additionally, Canvas, the learning management system through which this course is offered, provides a [vendor statement](https://www.canvaslms.com/accessibility) [\(https://www.canvaslms.com/accessibility\)](https://www.canvaslms.com/accessibility) certifying how the platform is accessible to students with disabilities.

Tutoring and Writing Assistance

[NetTutor](http://ecampus.oregonstate.edu/services/student-services/online-tutoring/) [\(http://ecampus.oregonstate.edu/services/student-services/online-tutoring/\)](http://ecampus.oregonstate.edu/services/student-services/online-tutoring/) is a leading provider of online tutoring and learner support services fully staffed by experienced, trained and monitored tutors. Students connect to live tutors from any computer that has Internet access. NetTutor provides a virtual whiteboard that allows tutors and students to work on problems in a real time environment. They also have an online writing suite where tutors critique and return essays within 24 to 48 hours. Access NetTutor from within your Canvas class by clicking on the Tools button in your course menu.

The Oregon State [Online Writing Suite](http://writingcenter.oregonstate.edu/online-writing-lab) [\(http://writingcenter.oregonstate.edu/online-writing-lab\)](http://writingcenter.oregonstate.edu/online-writing-lab) is also available for students enrolled in Ecampus courses.

Ecampus Reach Out for Success

University students encounter setbacks from time to time. If you encounter difficulties and need assistance, it's important to reach out. Consider discussing the situation with an instructor or academic advisor. Learn about [resources that assist with wellness and academic success](https://counseling.oregonstate.edu/reach-out-success) [\(https://counseling.oregonstate.edu/reach-out-success\)](https://counseling.oregonstate.edu/reach-out-success).

Ecampus students are always encouraged to discuss issues that impact your academic success with the [Ecampus Success Team](https://ecampus.oregonstate.edu/services/student-services/) [\(https://ecampus.oregonstate.edu/services/student-services/\)](https://ecampus.oregonstate.edu/services/student-services/). Email ecampus.success@oregonstate.edu [\(mailto:ecampus.success@oregonstate.edu\)](mailto:ecampus.success@oregonstate.edu) to identify strategies and resources that can support you in your educational goals.

Note: If you feel comfortable sharing how a hardship may impact your performance in this course, please reach out to me as your instructor.

For mental health:

Learn about [counseling and psychological resources for Ecampus students](https://counseling.oregonstate.edu/main/ecampus-students) [\(https://counseling.oregonstate.edu/main/ecampus-students\)](https://counseling.oregonstate.edu/main/ecampus-students). If you are in immediate crisis, please contact the Crisis Text Line by texting OREGON to 741-741 or call the National Suicide Prevention Lifeline at 1-800-273-TALK (8255).










For financial hardship:




Any student whose academic performance is impacted due to financial stress or the inability to afford groceries, housing, and other necessities for any reason is urged to contact the Director of Care for support (541-737-8748).

Student Evaluation of Courses

The online Student Evaluation of Teaching system opens to students during the week before finals and closes the Monday following the end of finals. Students receive notification, instructions and the link through their ONID. They may also log into the system via Online Services. Course evaluation results are extremely important and used to help improve courses and the online learning experience for future students. Responses are anonymous (unless a student chooses to “sign” their comments, agreeing to relinquish anonymity) and unavailable to instructors until after grades have been posted. The results of scaled questions and signed comments go to both the instructor and their unit head/supervisor. Anonymous (unsigned) comments go to the instructor only.

Course Summary:

Date	Details	
Tue Jun 23, 2020	 <u>Choose Your Project</u> (https://canvas.oregonstate.edu/courses/1775955/assignments/7956978)	due by 11:59pm
Wed Jun 24, 2020	 <u>Our Team Introductions</u> (https://canvas.oregonstate.edu/courses/1775955/assignments/7956979)	due by 11:59pm
	 <u>Syllabus Quiz</u> (https://canvas.oregonstate.edu/courses/1775955/assignments/7956976)	due by 11:59pm
Mon Jun 29, 2020	 <u>Create Project Plan</u> (https://canvas.oregonstate.edu/courses/1775955/assignments/7956982)	due by 11:59pm
Mon Jul 6, 2020	 <u>Week 3 Progress Report</u> (https://canvas.oregonstate.edu/courses/1775955/assignments/7956985)	due by 11:59pm
Mon Jul 13, 2020	 <u>Week 4 Progress Report</u> (https://canvas.oregonstate.edu/courses/1775955/assignments/7956986)	due by 11:59pm
Mon Jul 20, 2020	 <u>Mid-Point Project Check</u> (https://canvas.oregonstate.edu/courses/1775955/assignments/7956984)	due by 11:59pm
Mon Jul 27, 2020	 <u>Week 6 Progress Report</u> (https://canvas.oregonstate.edu/courses/1775955/assignments/7956987)	due by 11:59pm
Mon Aug 3, 2020	 <u>Week 7 Progress Report</u> (https://canvas.oregonstate.edu/courses/1775955/assignments/7956988)	due by 11:59pm

Date	Details
Wed Aug 12, 2020	 Create Final Report (https://canvas.oregonstate.edu/courses/1775955/assignments/7956980) due by 11:59pm
	 Create Poster (https://canvas.oregonstate.edu/courses/1775955/assignments/7956981) due by 11:59pm
	 Demonstrate Project (https://canvas.oregonstate.edu/courses/1775955/assignments/7956983) due by 11:59pm